



Family Letter (English) 1

Family Letter (Spanish) 2

Places for Math Outside of the School 3

Activity 1: Bear Hunt 4

Activity 2: Bedtime for Bears 5

Activity 3: Before and After 6

Activity 4: Number Model 7

Activity 5: Expand It 8

Activity 6: Fun in the Sand 9

Activity 7: 1, 2, 3 Order 10

Activity 8: Three of a Kind 11

Bear Hunt 12

Fun in the Sand 13

© 2006 by ETA/Cuisenaire
All rights reserved.

No part of this publication may be reproduced, stored in a retrieval system, or transmitted, in any form or by any means, electronic, mechanical, photocopying, recording, or otherwise, without the prior written permission of the publisher. Permission is granted for limited reproduction of those pages from this book with a copyright line in the inner margin for classroom use and not for resale.

Printed in the United States of America.

09 10 11 12 13 14 15 16 17 18 11 10 9 8 7 6 5 4 3 2

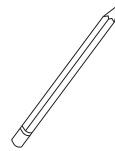

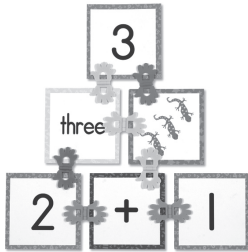
Activity

7 1, 2, 3 Order

Before you begin this activity with your child, practice counting from 1 to 10 or higher with your child. Sort out all the number cards, word cards, dot cards, picture cards, and operation cards.



Materials:



Procedure:

1. Have your child sort out the blue number cards.
2. Have your child clip the number cards in order from 1 to 10. Count out loud with the child as they clip the numbers together.
3. Have your child write the numbers in order on a piece of paper.
4. Talk about the order of the numbers and how they knew the order.





Activity



Three of a Kind

Before you begin this activity with your child, sort the cards into 3 piles: a pile of number words (yellow cards), a pile of numerals (blue cards), and a pile of pictures (orange cards).



Materials:



Procedure:

1. Take turns with your child picking a card from each pile.
2. When you can match a word card, number card, and numeral card, clip all 3 together.
3. If you can't make a match, put the card back at the bottom of the pile.
4. Display all your number triangles.
5. Repeat until all cards are gone, and all number triangles are completed.